

## Jumbo



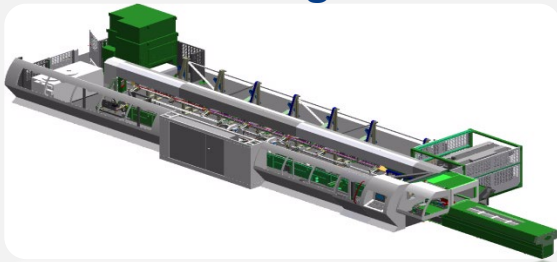
Shape Max: 4"-14" OD/ 10" Square  
Thickness: Up to 5/8" Wall  
Min-Max Raw: 14'- 40'  
Max Finished: 40'  
Max Weight: 67#/ft.  
Profiles: Round, Square, Rectangular, I-Beam, H-Beam C-Channel

## LT8 40'



Shape max: 1"-8" OD/ 8" Square  
Thickness: Up to 1/2" Wall  
Min-Max Raw : 8' 4" - 40'  
Max Finished: 34'  
Max Weight: 8,800 lbs.  
Profiles: Round, Square, Rectangular, I-Beam, H-Beam, Channel, Angle Iron

## Adige 04



Shape Max: 1/2"-5" OD/ 4" Square  
Thickness: Up to 5/16" Wall  
Min - Max Raw: 10'8" - 26'4"  
Max Finished: 137"  
Max Weight: 9-10#  
Profiles: Square, Rectangular, Round

## LT8 28'\*



Shape Max: 1"-8" OD/ 8" Square  
Thickness: Up to 1/2" Wall  
Min - Max Raw: 8'4" - 27.5'  
Max Finished: 26'  
Max Weight: 23.99#/ft.  
Profiles: Round, Square, Rectangular, I-Beam, H-Beam C-Channel , Angle Iron

## Fiber



Shape Max: 1/2"-5" OD/ 4" Square  
Thickness: Up to 1/8" Wall  
Min - Max Raw: 8.2'- 27.5'  
Max Finished: 21'  
Max Weight: 8,000 lbs.  
Profiles: Round, Square, Rectangular,

## Adige 07



Shape Max: 1/2"-5" OD/ 4" Square  
Thickness: Up to 5/16" Wall  
Min - Max Raw: 10'8"- 26'4"  
Max Finished: 21'  
Max Weight: 9-10#  
Profiles: Square, Rectangular, Round


## Mazak 300\*

Shape Max: 4"-12" OD/ 10" Square  
Thickness: Up to 5/8" Wall  
Min - Max Raw: 8' - 26'6"  
Max Finished: 26'3"  
Max Weight: 1058#/ft.  
Profiles: Round, Square, Rectangular, I-Beam, H-Beam C-Channel

## Mazak 150\*

Shape Max: 2 1/2"-6" OD/ 6" Square  
Thickness: Up to 5/8" Wall  
Min - Max Raw: 8' - 26'6"  
Max Finished: 26'3"  
Max Weight: 728#/ft.  
Profiles: Round, Square, Rectangular, I-Beam, H-Beam C-Channel

## Robotic Welder




Max Weight: 6.6# on head stock  
Max Reach: 74.5"  
Max Travel Length: 9 meters  
Accuracy: +/- .003", with 6 axes of control  
Profiles: Square, Rectangular, Round  
Dual Robot Arms

## CNC Lathe



Max length: 25" OD if less than 12" long: more than 12" long then a 6 1/2" OD  
Min Diameter: 2-3/8" OD  
Max weight: 80#  
Max Raw: - 60"  
Max machine area: Less than 2x diameter  
Profiles: Round Tube & Solid Bar  
Options: Cut groove, ID bore, Ream, Machine OD, Thread, Chamfer, Bevel

## E76 Bender



Max OD: 3"  
Min OD: 3/8" if over 4" CLR  
Max Length: 144"  
Max centerline radius: 9.8"

## BC80



Max OD: 3.15"  
Min OD: .375"  
Max Length: 13"  
Profiles: Round Tube and Solid Round Bar  
Cut, Turn, Chamfer, Face and Measure

### Key Information:

- \* Mazak 300 is at Owatonna
- \* 2 LT8's 28' one @ Locust